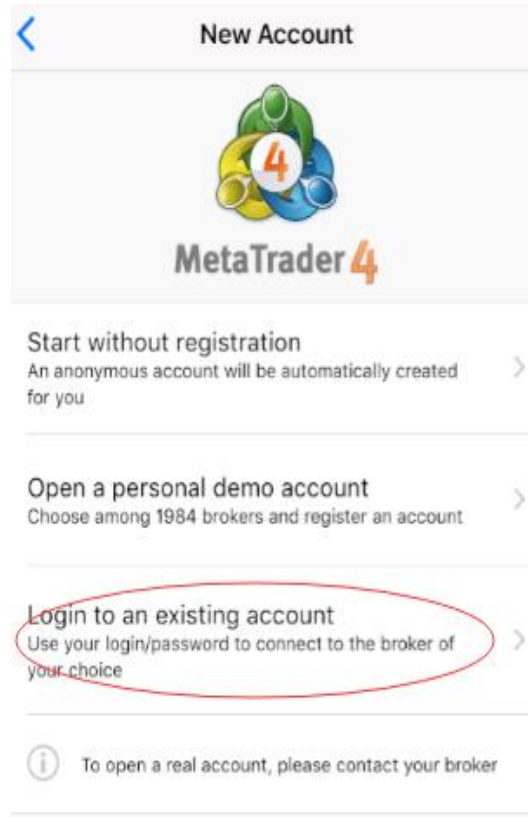
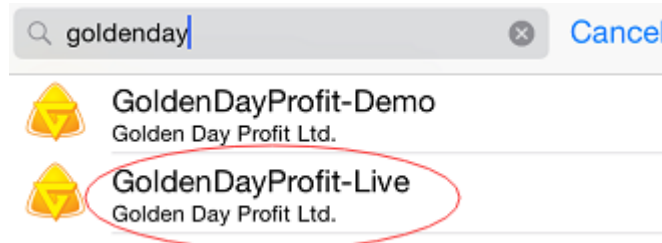


IOS Phone Trading Process

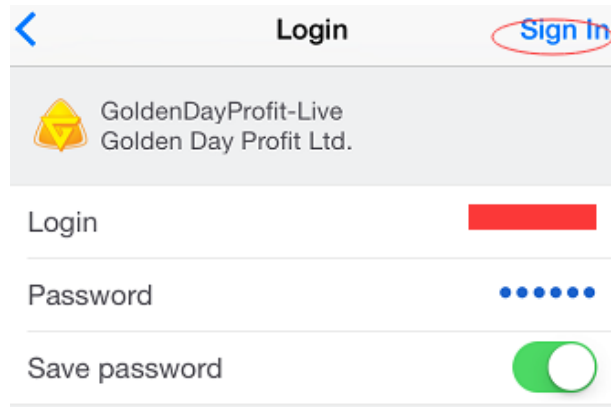
1. Open the installed MT4 mobile phone transaction terminal and click "Login to an existing account"



2. Enter "goldenday" in the search field and click on "GoldenDayProfit-Live"



3. Enter your account number and password, click "Sign In".

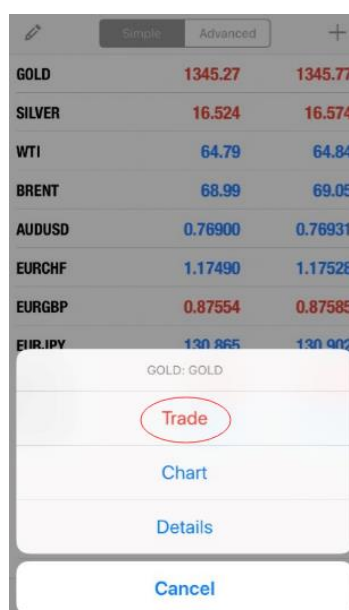


4. After successful login, you can see the gold and silver price when you jump to the market quotes page.

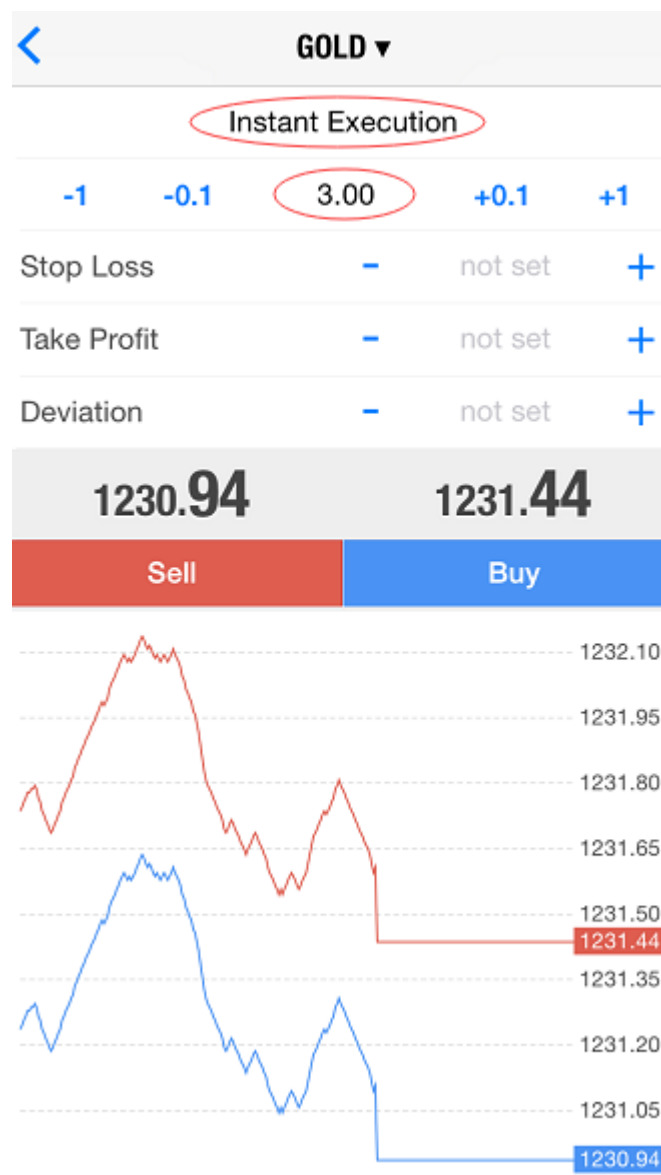
	1231.59	1232.09
GOLD		
SILVER	14.718	14.768

Quotes	Chart	Trade	History	Settings
--------	-------	-------	---------	----------


5. Select the order type, long press "GOLD" will pop up a new window, select "Trade".



6. Select "Instant Execution", the number of lots can be freely input, or select the left and right to increase or decrease the number of lots, confirm the price and click "SELL" or "BUY" to place an order.



7. After the order is placed, the "Please wait" and "Successful" will pop up.



Please wait

#1297754 buy 0.10
GOLD at 1345.66
successful

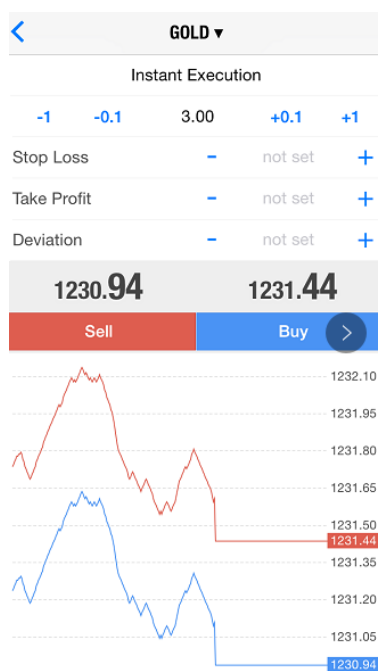
8. After the order is successfully placed, the system will automatically transfer to the trading page, you can check the price and lot size of the order.

1 506.70 USD		+
Balance:	9 900 830.26	
Equity:	9 902 336.96	
Margin:	500.00	
Free margin:	9 901 836.96	
Margin level (%):	1 980 467.39	
Positions		
BTCUSD, sell 0.10		1 530.80
7954.55 → 7801.47		
GOLD, buy 0.10		-1.00
1345.75 → 1345.65		

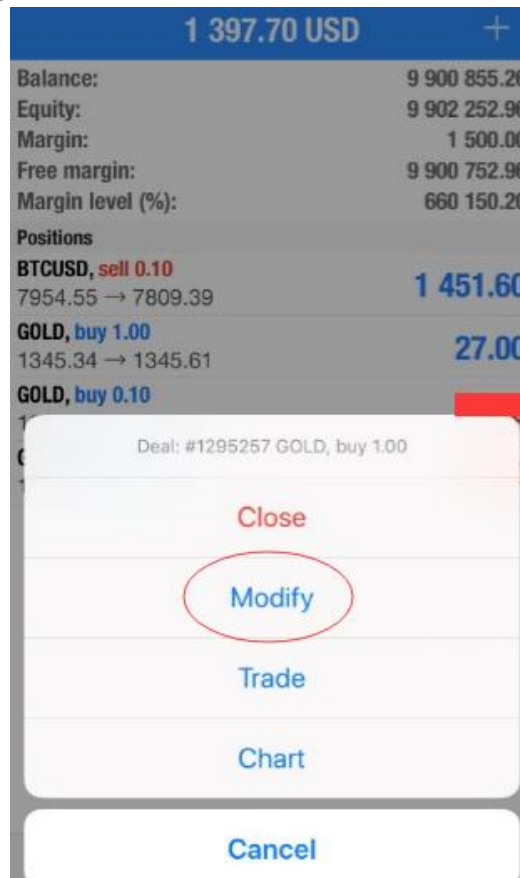
9. Trading page, click  to place an order

1 506.70 USD		+
Balance:	9 900 830.26	
Equity:	9 902 336.96	
Margin:	500.00	
Free margin:	9 901 836.96	
Margin level (%):	1 980 467.39	
Positions		
BTCUSD, sell 0.10		1 530.80
7954.55 → 7801.47		
GOLD, buy 0.10		-1.00
1345.75 → 1345.65		

10. Click on gold or silver, select the variety transaction, and return to the order operation.



11. Set stop loss, take profit: long press the order in the price, a new window will pop up, click "Modify"



12. Pop up the modification window, enter the stop loss, take profit price and click "Modify"



13. After the modification, a new window "Please wait" and "Modified" will pop up, click Done.

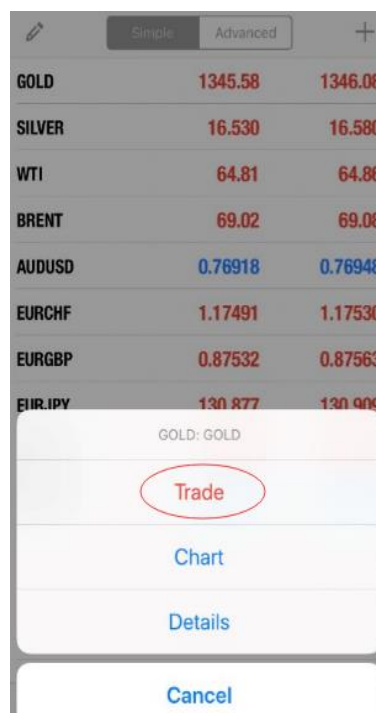


14. The transaction page can check the price of your modified stop loss and take profit.

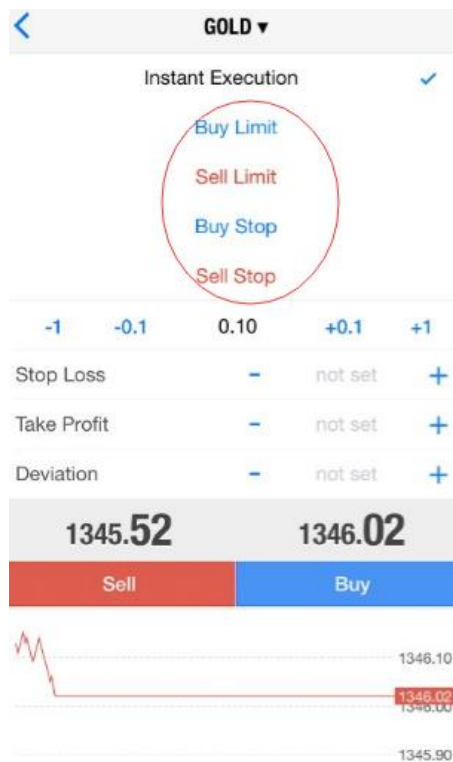
The screenshot shows a mobile trading app interface. At the top, it displays "1 335.40 USD" with a plus sign. Below this is a list of account statistics: Balance: 9 900 855.26, Equity: 9 902 190.66, Margin: 1 500.00, Free margin: 9 900 690.66, and Margin level (%): 660 146.04. Under the "Positions" section, there are two entries: "BTCUSD, sell 0.10" with a price of 1 385.70 and "GOLD, buy 1.00" with a price of 30.00. Below the positions, there is a timestamp "2018.03.26 09:18:03" and a table of trade parameters: S/L: 1335.00 (circled in red), Swap: -6.00, T/P: 1352.01 (circled in red), Taxes: 0.00, ID: 1295257, and Charges: -50.00.

Balance:	9 900 855.26		
Equity:	9 902 190.66		
Margin:	1 500.00		
Free margin:	9 900 690.66		
Margin level (%):	660 146.04		
Positions			
BTCUSD, sell 0.10	1 385.70		
7954.55 → 7815.98			
GOLD, buy 1.00	30.00		
1345.34 → 1345.64			
2018.03.26 09:18:03			
S/L:	1335.00	Swap:	-6.00
T/P:	1352.01	Taxes:	0.00
ID:	1295257	Charges:	-50.00

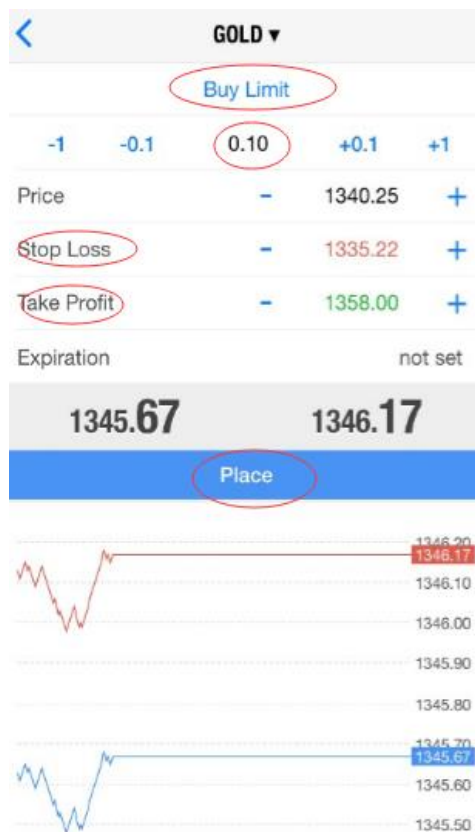
15. Pending order: Press "GOLD" on the market quotes page to pop up "Trade".



16. One of the four items "Buy Limit", "Sell Limit", "Buy Stop", and "Sell Stop" is selected for the pending order.



17. Select "Buy Limit", enter the price manually, set the stop loss, take profit, click "Place".



18. Page jump to "Please wait" and "Successful", click Done to complete.



Please wait

#1297767 buy limit 0.10
GOLD at 1340.25
sl: 1335.22 tp: 1358.00
successful

19. If the pending order is successful, you can check the price of the pending order and the stop loss and take profit in the order on the trading page.

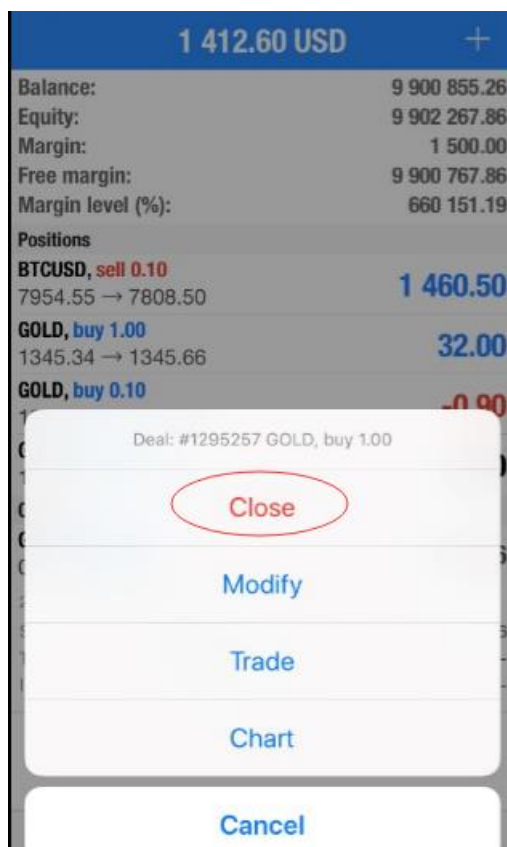
1 427.20 USD		+
Balance:		9 900 855.26
Equity:		9 902 282.46
Margin:		1 500.00
Free margin:		9 900 782.46
Margin level (%):		660 152.16
Positions		
BTCUSD, sell 0.10		1 475.10
7954.55 → 7807.04		
GOLD, buy 1.00		32.00
1345.34 → 1345.66		
GOLD, buy 0.10		-0.90
1345.75 → 1345.66		
GOLD, buy 0.10		0.00
1345.66 → 1345.66		
Orders		
GOLD, buy limit		1346.16
0.10 at 1340.25		
2018.03.28 03:55:15		
S/L:	1335.22 Price:	1346.16
T/P:	1358.00 Date:	-
ID:	1297767 Time:	-

2018.03.28 03:55:15

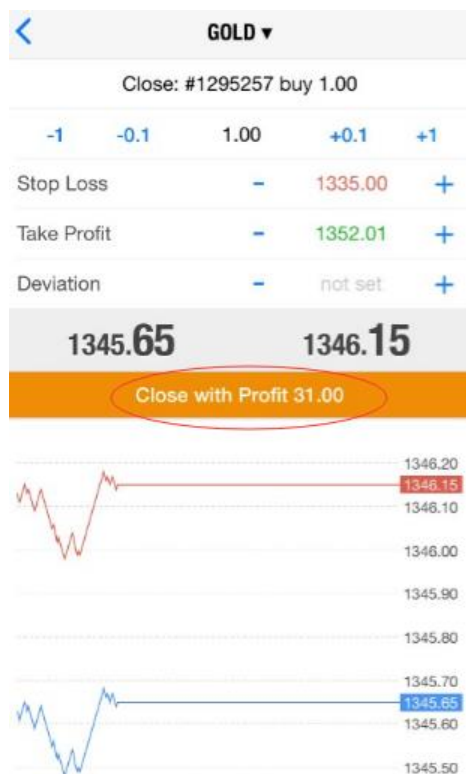
S/L: 1335.22 Price: 1346.16
T/P: 1358.00 Date: -
ID: 1297767 Time: -

Quotes Chart Trade History Settings

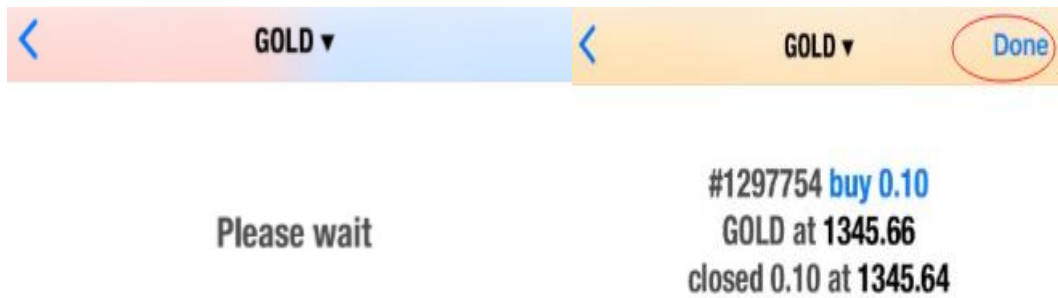
20. On the trading page, long press the order in the price, click "close".




21. Click on "Close with Profit" below to close the order in time.




22. A new window pops up, "Please wait" and "Closed", click Done, the order is closed successfully.




23. Click  for Market Quotes page, long-pressing varieties can also be used to place orders.

The screenshot shows the Market Quotes page in a mobile trading app. At the top, there is a pencil icon, a 'Simple' button (highlighted in blue), an 'Advanced' button, and a '+' icon. Below this is a table of market quotes. The 'GOLD' and 'SILVER' rows are circled in red. The table lists various assets with their current and previous prices. At the bottom, there is a navigation bar with icons for Quotes, Chart, Trade, History, and Settings.

Asset	Current Price	Previous Price
GOLD	1345.66	1346.16
SILVER	16.532	16.582
WTI	64.79	64.84
BRENT	68.98	69.04
AUDUSD	0.76915	0.76946
EURCHF	1.17483	1.17521
EURGBP	0.87545	0.87574
EURJPY	130.883	130.921
EURUSD	1.24135	1.24161
BTCUSD	7801.25	7803.50


24. Click  for market chart page, can view the trend of the market.




25. Click  for trading page, can check the pending order and instant order.

1 498.50 USD		+
Balance:	9 900 825.06	
Equity:	9 902 323.56	
Margin:	400.00	
Free margin:	9 901 923.56	
Margin level (%):	2 475 580.89	
Positions		
BTCUSD, sell 0.10		1 518.20
7954.55 → 7802.73		
GOLD, buy 0.10		-1.70
1345.75 → 1345.58		
Orders		
GOLD, buy limit		1346.08
0.10 at 1340.25		

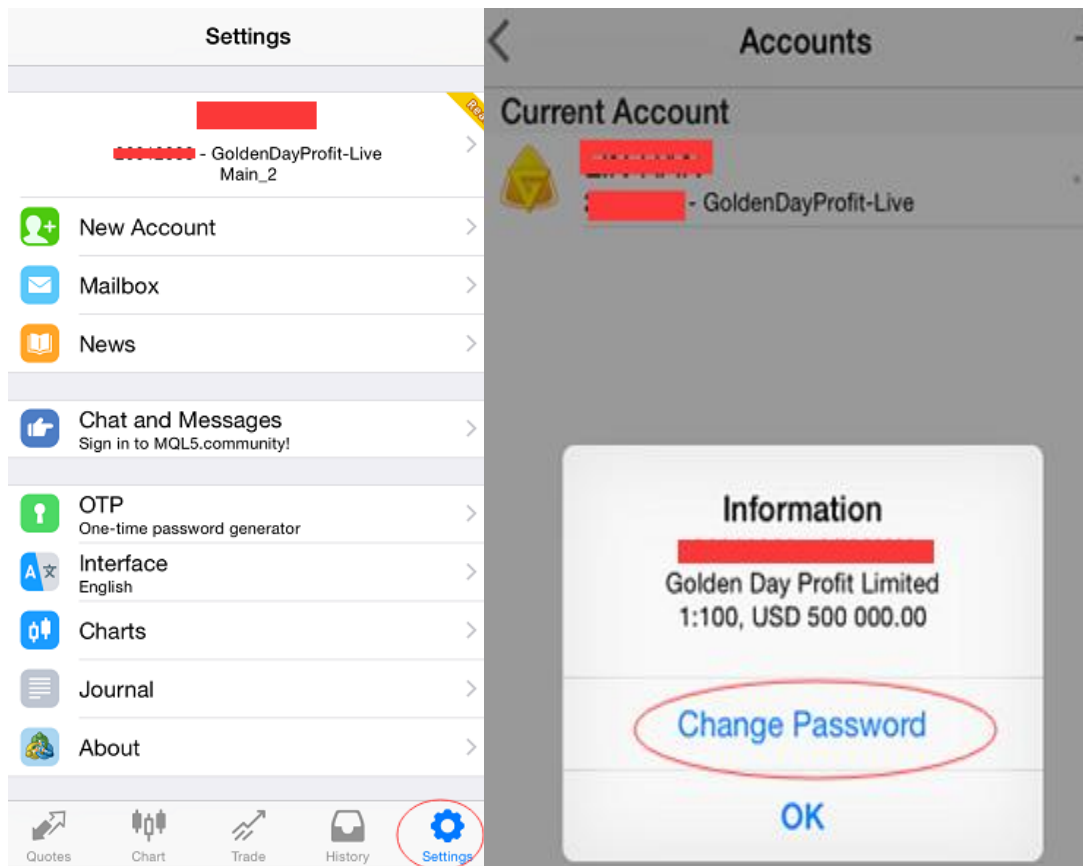


26. Click  for history page to view all closing orders.


	Day	Week	Month	Custom
GOLD, buy 1.00				2018.03.26 09:18:03
1345.34 → 1345.65				31.00
GOLD, buy 0.10				2018.03.28 03:43:02
1345.66 → 1345.64				-0.20
Profit:				-30.20
Credit:				0.00
Deposit:				0.00
Withdrawal:				0.00
Balance:				-30.20

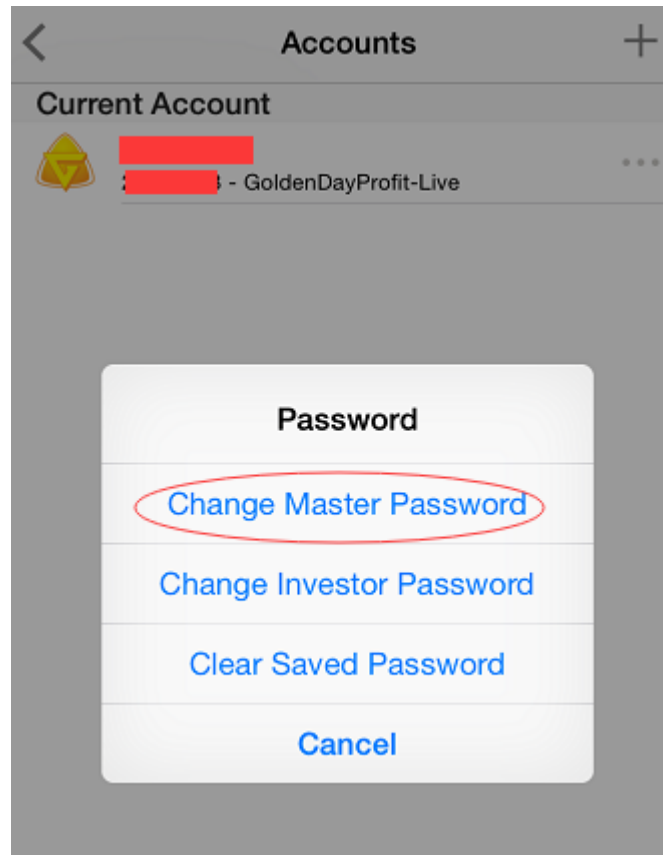


27. Reset password: Click  for the trading account.



The image shows two overlapping screenshots from a mobile trading application. The left screenshot displays the 'Settings' menu with various options like 'New Account', 'Mailbox', 'News', 'Chat and Messages', 'OTP', 'Interface', 'Charts', 'Journal', and 'About'. The 'Settings' icon in the bottom navigation bar is circled in red. The right screenshot shows the 'Accounts' screen for a 'Current Account' with a redacted name and a 'Change Password' button also circled in red. Below the button is an 'OK' button.

28. Click  below the account, pop up "Change Password", click to modify.



29. Enter the current password and two new passwords (new passwords require lowercase letters and numbers), click OK to modify successfully.

